


# The Peter Gunn Theme

*Written by Henry Mancini*



"Peter Gunn" was written by Henry Mancini and he is the same guy that wrote the "Pink Panther tune". Peter Gunn is an American TV show that aired in the late 1950s. Although around for all these years and many people know the music without realising what it is.



**Use These Fingers!**




Practise this tune as much as you like, just keep going round the notes and having fun. Remember it takes time and practice to get your notes to sound good, it will happen as long as you keep up the good work!

# Wallace & Grommit

TV Theme Tune

## Music Fact

The theme song was actually used to wake up astronauts aboard the space shuttle mission STS-132 in May 2010.



# Harry Potter


By John Williams

John Williams is a Genius! He has written the music for just about every film them I can think of, for example, Indiana Jones, Jaws, E.T , Hook, Jurassic Park, Home Alone, and these are just the ones I can think of! John Williams is considered to be one of the greatest film composers of all time. WOW!



## Harry Potter

This song will have you flying around the guitar fretboard just like Harry Potter flies around on his broomstick! :D




(3) (2) (3) (1) (3)


**Use These Fingers!**



(3) (2) (3) (1)



(3) (2) (1) (4) (3) (2)



(3) (2) (1) (1) (1) (1)

# Harry Potter

By John Williams



e	---	7	---	---	7	---	---	8	---	7	---	6	---	1
B	---	8	---	---	8	---	---	8	---	---	---	---	---	2
G	---	---	---	---	---	---	---	---	---	---	---	---	---	3
D	---	---	---	---	---	---	---	---	---	---	---	---	---	4
A	---	---	---	---	---	---	---	---	---	---	---	---	---	5
E	---	---	---	---	---	---	---	---	---	---	---	---	---	6
		(2)	(1)		(2)	(1)		(2)	(2)	(1)	(1)			

e	---	6	5	---	4	---	---	3	---	0	---	---	1
B	---	7	---	---	---	---	---	0	---	---	---	---	2
G	---	---	---	---	---	---	---	---	---	---	---	---	3
D	---	---	---	---	---	---	---	---	---	---	---	---	4
A	---	---	---	---	---	---	---	---	---	---	---	---	5
E	---	---	---	---	---	---	---	---	---	---	---	---	6
		(2)	(1)	(1)	(1)			(3)					

e	---	7	---	---	7	---	---	10	---	9	---	8	---	1
B	---	8	---	---	8	---	---	8	---	---	---	---	---	2
G	---	---	---	---	---	---	---	---	---	---	---	---	---	3
D	---	---	---	---	---	---	---	---	---	---	---	---	---	4
A	---	---	---	---	---	---	---	---	---	---	---	---	---	5
E	---	---	---	---	---	---	---	---	---	---	---	---	---	6
		(2)	(1)		(2)	(1)		(2)	(4)	(3)	(2)			

e	---	---	8	---	7	---	6	---	3	---	0	---	---	1
B	---	9	---	---	---	---	0	---	---	---	---	---	---	2
G	---	---	---	---	---	---	---	---	---	---	---	---	---	3
D	---	---	---	---	---	---	---	---	---	---	---	---	---	4
A	---	---	---	---	---	---	---	---	---	---	---	---	---	5
E	---	---	---	---	---	---	---	---	---	---	---	---	---	6
		(3)	(2)		(1)	(1)		(3)						

# Superman

by John Williams

This music was written and conducted by John Williams, and the London Symphony Orchestra played it in 1978, this music is nearly 40 years old and it is still amazing!



## Superman!

E													1
B													2
G	5												3
D	5	5	5	5	5	5	5	3					4
A	3												5
E													6

(3) (1) (3) (3) (3) (3) (1)

e	0-3-3												1
B	1-3-3												2
G	0-0-0												3
D	5	5	5	5	2	0	0					4	
A	3												5
E													6

(3) (3) (1) (3) (3)

e													1
B	5												2
G	5	5	5	5	5	5	5	3					3
D	3												5
A													6

(3) (3) (1) (3) (3) (3) (3) (1)

e													1
B	1-1-1	3-3-3	6-5-5									2	
G	1-1-1	3-3-3	6-5-5									3	
D													4
A													5
E													6

(1) (1) (1) (1)

→ Use These Fingers!

## Film Rock

# The Simpsons

by Danny Elfman


This is such a fun tune to play Rock Stars!

Have a listen to the band 'Green Day' and listen to their rock version

they made for The Simpsons film. They ROCK!



## The Simpsons



(1) (1) (3) (1) (4) (1)



(1) (3) (1) (1) (1) (1)

→ Use These Fingers!

## Top Tip!

Practise this tune very slowly and make sure you place the correct fingers in the correct frets.

Although this will feel difficult at first, the more you practice the easier it will become!

Have fun !!

## Pink Panther!

by Henry Mancini



The Pink Panther Theme is an instrumental (no singing!!) piece of music, written by Henry Mancini for the 1963 film called The Pink Panther. I love this piece of music, not to mention the cartoons! :D

## Pink Panther!

**E B G D A E**

1 2 3 4 5 6 x3

(1) (1) (1) (1) Use These Fingers!

**Slide**

E	-	-	-	-	-	-	-	-	-	1
B	-	-	-	-	-	-	-	-	-	2
G	-	-	-	-	-	-	-	-	-	3
D	-	-	-	-	-	-	-	-	-	4
A	-	-	-	-	-	-	-	-	-	5
E	-	7	-	8	-	-	-	4	-	6
		(3)	(4)		(1)	(2)		(3)	(4)	

A 6x6 grid with letters and numbers. The letters are: Row 1: E, B, G, D, A, E; Row 2: 8, 7, 5, 8, 7, 6. The numbers are: Row 1: (4), (3), (1), (4), (3), (2). The grid is bounded by vertical lines on the left and right, and horizontal lines between rows.

## Pink Panther!

*by Henry Mancini*



C	-	-	-	-	-	-	-	-	-	-	-	-	-	-	-
B	-	-	-	-	-	-	-	-	-	-	-	-	-	-	-
G	-	-	-	-	-	-	-	-	-	-	-	-	-	-	-
D	-	-	-	-	-	-	-	-	-	-	-	-	-	-	-
A	-	-	3/5	-	3	-	-	-	-	-	-	-	-	-	-
E	-	-	-	-	-	-	-	5	-	3	-	-	5	-	-
			(1)		(1)			(3)		(1)			(3)		

A diagram illustrating a sequence of numbers from 1 to 6. The sequence is represented by a grid of dashed lines. The first column contains the letters E, B, G, D, A, E. The last column contains the numbers 1, 2, 3, 4, 5, 6. The second column contains the fraction  $\frac{2}{3}$ , and the fifth column contains the fraction  $\frac{4}{5}$ . Below the  $\frac{2}{3}$  and  $\frac{4}{5}$  fractions are red parentheses containing the number 1.

Diagram illustrating a 6x6 grid with letters E, B, G, D, A, E on the left and 1, 2, 3, 4, 5, 6 on the right. The bottom row contains numbers 7, 8, 4, 5, 7, 8. Below these numbers are red parentheses containing the counts: (3), (4), (1), (2), (3), (4).

E																					I
B																					2
G																					3
D														7		6					4
A	-8-	7-						7-													5
E					8-																6
	(4)	(3)			(4)			(3)		(3)						(2)					



## Pink Panther!

*by Henry Mancini*

[illegible]

E	- - - - -			1
B	- - - - -			2
G	- - - - -			3
D	- - - - -			4
A	- - - - -			5
E	- - - - -			6
	2/3	4/5		
	(1)	(1)		

E											I
B											2
G											3
D	-	5	/	7	-	5	-				4
A					7	-	5				5
E								8	-	5	6
	(1)				(1)			(3)		(1)	
								(4)			(1)

Diagram illustrating a 6x6 grid structure with row labels (E, B, G, D, A, E) and column labels (1, 2, 3, 4, 5, 6). The grid contains dashes and the number 5. Red text '5H6' is placed below the first four columns, and red text '(1/2)' is placed below the first four columns.

[illegible]

*by Nino Rota*

This is such a beautiful piece of music and you have a nice easy

Guns and Roses and listen to his Rock Version! :D

[illegible][illegible][illegible][illegible]

## by John Williams



**E** |-----| **1**  
**B** |-----| **2**  
**G** |-----| **3**  
**D** |-----| **4**  
**A** |-----| **5**  
**E** |-----| **6**

(3) (4) (1) (1) (1) (3) (4) **Use These Fingers!**

[illegible]

**E**

B	-----	I
G	-----	2
D	-----	3
A	-----	4
E	-----	5

(3)    (4)    (1)         (1)                  (3)        (1)    (2)

[illegible]



# Batman

by Neal Hefti

## Part 2 x2

e		-----		1
B		-----		2
G		-----		3
D		--5--5--4-4--3-3--4-4--		4
A		--3--3--3-3--3-3--3-3--		5
E		-----		6

## Part 1 x2

e		-----		1
B		-----		2
G		-----		3
D		-----		4
A		--5--5--4-4--3-3--4-4--		5
E		--3--3--3-3--3-3--3-3--		6

## Part 3 xl

e		-----		1
B		-----		2
G		-----		3
D		--7--7--6-6--5-5--6-6--		4
A		--5--5--5-5--5-5--5-5--		5
E		-----		6

## Part 2

e		-----		1
B		-----		2
G		-----		3
D		-----		4
A		--5--5--4-4--3-3--4-4--		5
E		--3--3--3-3--3-3--3-3--		6

# Batman

by Neal Hefti

e		-----		1
B		-----		2
G		-----		3
D		-----		4
A		--5--5--4-4--3-3--4-4--		5
E		--3--3--3-3--3-3--3-3--		6

e		-----		1
B		-----		2
G		-----		3
D		-----		4
A		--6--		5
E		--4--		6

If you would like to play the entire song as it is on the Mp3 track, do so in this order!

**Part 1      x9**

**Part 2      x2**

**Part 1      x2**

**Part 3      x1**

**Part 2      x2**

**Part 1      x2**

## INTRO

Same finger as string! :D



e		-----		-----3-----		-----3-----		-----		1	
B		-----3-		--1-0-----3--		-1-0-----3-		--1-0-1--		2	
G		-----0-----		-----2-----		-----2-----		-----2		3	x2
D		-0-0-0-----		-----		-----		-----		4	
A		-----		-----		-----		-----		5	
E		-----		-----		-----		-----		6	